

RECOVERY KENTUCKY CLIENTS

RECOVERY CENTER OUTCOME STUDY INTAKE FACT SHEET - 2023

This fact sheet summarized characteristics reported by 1,548 clients who participated in the Recovery Center Outcome Study and completed an intake assessment between July 2020 and June 2021.


GENDER



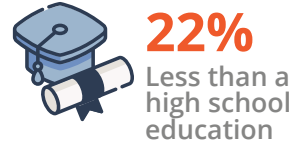
RACE



AGE




EDUCATION



EMPLOYMENT



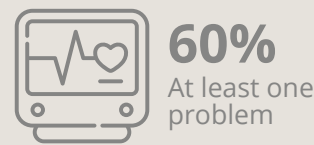
NUMBER OF POOR PHYSICAL HEALTH DAYS



NUMBER OF POOR MENTAL HEALTH DAYS



CHRONIC MEDICAL PROBLEMS



CHRONIC PAIN



Risk factors at intake

SUBSTANCE USE 6 MONTHS BEFORE PROGRAM ENTRY*



* Among clients who were not in a controlled environment all 180 days before intake

ADVERSE CHILDHOOD EXPERIENCES (ACE)

12%
0 ACE


36%
1 - 3 ACE

29%
4 - 6 ACE

20%
7 - 9 ACE

3%
10 ACE

MENTAL HEALTH 6 MONTHS BEFORE PROGRAM ENTRY



CRIMINAL JUSTICE INVOLVEMENT 6 MONTHS BEFORE PROGRAM ENTRY

