

Kentucky Substance Abuse Treatment Clients at Intake

ADULT KENTUCKY TREATMENT OUTCOME STUDY INTAKE FACT SHEET - 2023

This fact sheet summarizes characteristics reported by 3,437 clients who entered substance abuse treatment in one of Kentucky's Community Mental Health Centers between July 1, 2020 and June 30, 2021.

GENDER



RACE



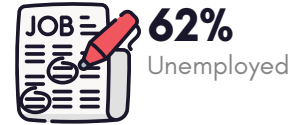
AGE



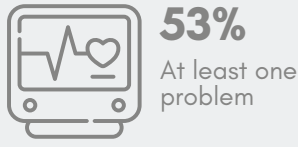
EDUCATION



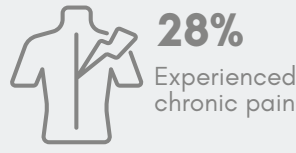
EMPLOYMENT



CHRONIC MEDICAL PROBLEMS



CHRONIC PAIN

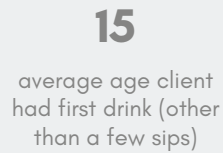


INSURANCE



Risk Factors at Intake

SUBSTANCE USE IN THE 12 MONTHS BEFORE TREATMENT*



* Among clients who were not in a controlled environment all 365 days before intake.

ADVERSE CHILDHOOD EXPERIENCES (ACE)

17%
None

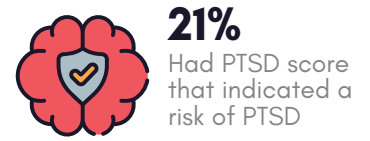
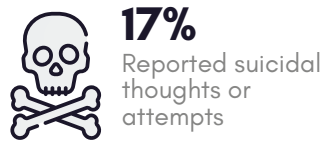
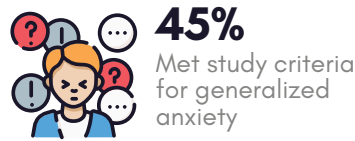

37%
1-3 ACE

24%
4-6 ACE

19%
7-9 ACE

3%
10 ACE

MENTAL HEALTH USE IN THE 12 MONTHS BEFORE TREATMENT



CRIMINAL JUSTICE INVOLVEMENT IN THE 12 MONTHS BEFORE TREATMENT

