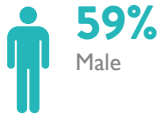


RECOVERY KENTUCKY CLIENTS

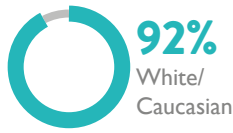
RECOVERY CENTER OUTCOME STUDY INTAKE FACT SHEET - 2020

This fact sheet summarizes characteristics reported by 2,074 clients who participated in the Recovery Center Outcome Study and completed an intake assessment between July 2017 and June 2018.

GENDER



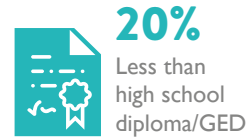
RACE



AGE



EDUCATION



EMPLOYMENT




NUMBER OF POOR HEALTH DAYS



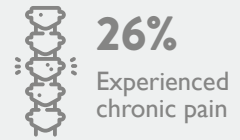
NUMBER OF POOR MENTAL HEALTH DAYS



CHRONIC MEDICAL PROBLEM

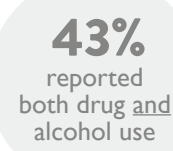


CHRONIC PAIN



RISK FACTORS AT INTAKE

SUBSTANCE USE 6 MONTHS BEFORE PROGRAM ENTRY*





* Among clients who were not in a controlled environment all 180 days before intake

ADVERSE CHILDHOOD EXPERIENCES (ACE)



MENTAL HEALTH 6 MONTHS BEFORE PROGRAM ENTRY



* Among the 1,647 clients who reported any victimization experiences.

CRIMINAL JUSTICE INVOLVEMENT 6 MONTHS BEFORE PROGRAM ENTRY

