

### 3. Nicotine

Kentucky adolescent males were slightly more likely to smoke at least one cigarette and at least 100 cigarettes than females. Figure 3.1 presents the percent of adolescents who ever smoked at least one cigarette and smoked at least 100 cigarettes. Of those who smoked at least one cigarette, 26.8% of adolescents smoked at least 100. Table 3.1 presents the estimated number of adolescent Kentuckians who smoked cigarettes in the past 30 days, past year, and lifetime by gender.

Figure 3.1: Percent of adolescent Kentuckians who smoked at least one and at least 100 cigarettes (Survey questions q29, q30)

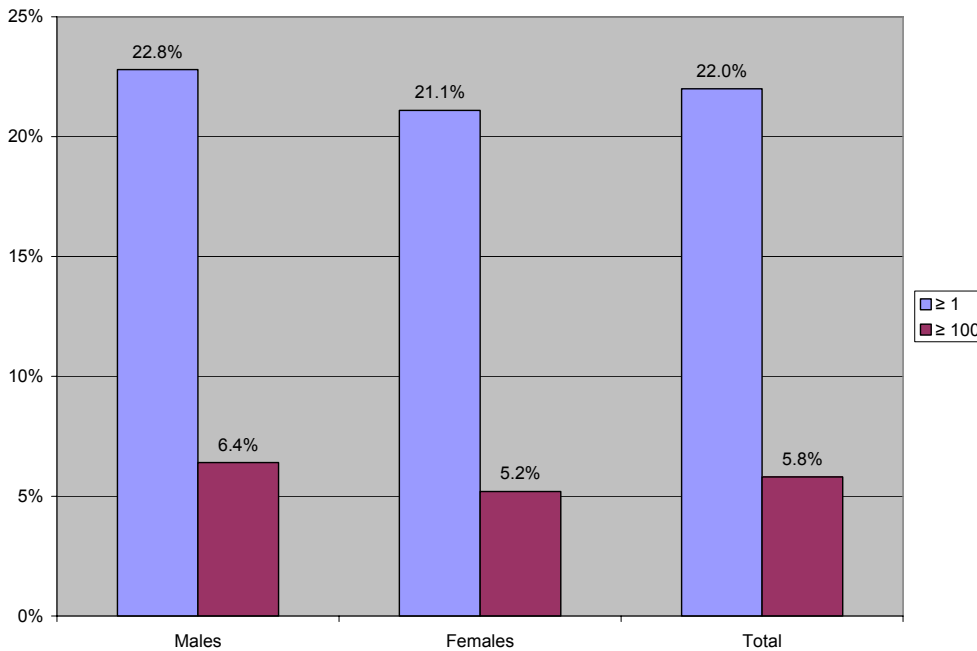


Table 3.1: Estimated number of adolescent Kentuckians who smoked cigarettes in the past 30 days, past year, and lifetime by gender (Survey question q31)

	Males	Females	Total
Lifetime	39,617	34,752	74,369
Past Year	23,771	23,922	47,693
Past 30 Days	11,709	12,687	24,396

---

SECTION THREE: NICOTINE

---

Older adolescent Kentuckians were more likely to smoke at least one cigarette and more likely to smoke at least 100 cigarettes than younger adolescents. Figure 3.2 presents the percent of adolescent Kentuckians who smoked at least one and at least 100 cigarettes by age. Table 3.2 presents the estimated number of adolescent Kentuckians who smoked cigarettes in the past 30 days, past year, and lifetime by age group.

Figure 3.2: Percent of adolescent Kentuckians who smoked at least one and at least 100 cigarettes by age group (Survey questions q29, q31)

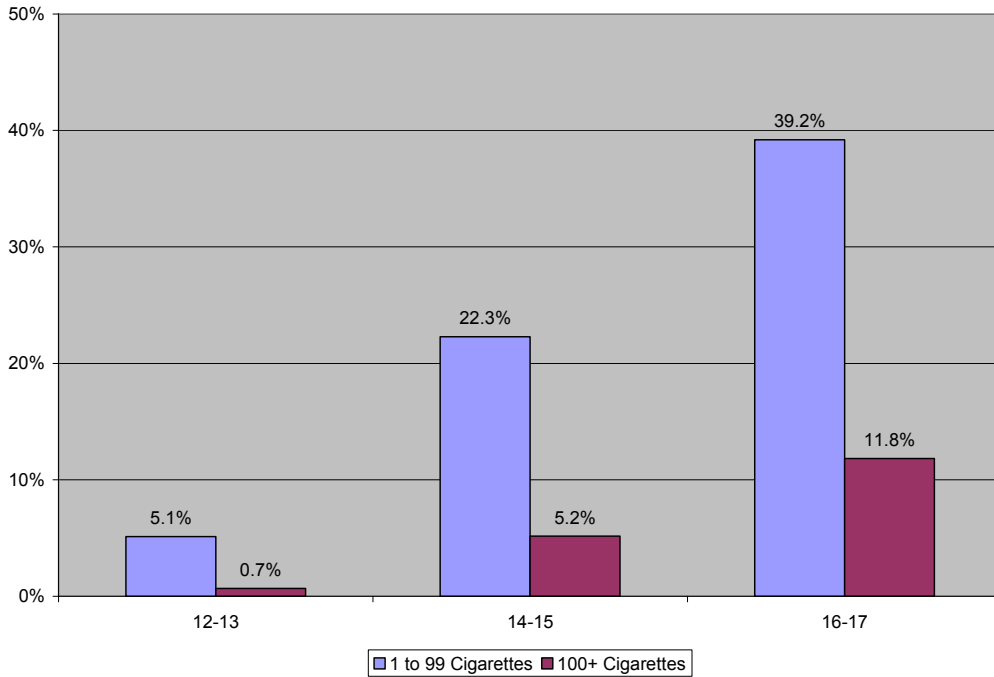


Table 3.2: Estimated number of adolescent Kentuckians who smoked cigarettes in the past 30 days, past year, and lifetime by age group (Survey questions q29, q31)

	12 to 13	14 to 15	16 to 17	Total
Lifetime	5,779	25,117	43,473	74,369
Past Year	2,241	15,493	29,959	47,693
Past 30 Days	432	7,983	15,981	24,396

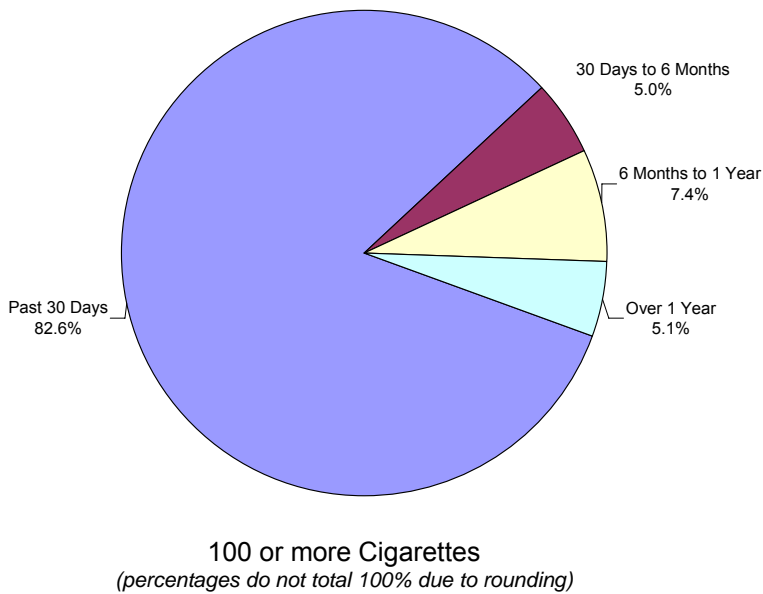
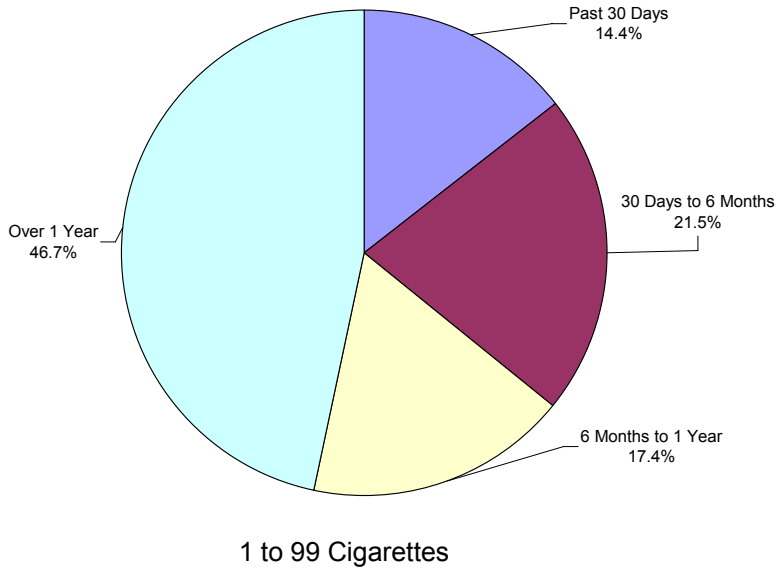
---

SECTION THREE: NICOTINE

---

Adolescent Kentuckians who smoked between 1 and 99 cigarettes in their lifetime were less likely to have smoked in the past 30 days than adolescent Kentuckians who smoked 100 or more cigarettes. Figure 3.3 presents the time since last cigarette for adolescent Kentuckians who smoked 1-99 and those who smoked 100 or more cigarettes.

Figure 3.3: Time since last cigarette (Survey question q31)



---

SECTION THREE: NICOTINE

---

Older adolescent Kentuckians are more likely to use smokeless tobacco than younger adolescents. Male adolescent Kentuckians are more likely to use smokeless tobacco than females. Figure 3.4 presents the percent of adolescent Kentuckians who ever used smokeless tobacco by gender. Table 3.3 presents the estimated number of adolescent Kentuckians who ever used smokeless tobacco.

Figure 3.4: Percent of adolescent Kentuckians who ever used smokeless tobacco by gender (Survey question q33)

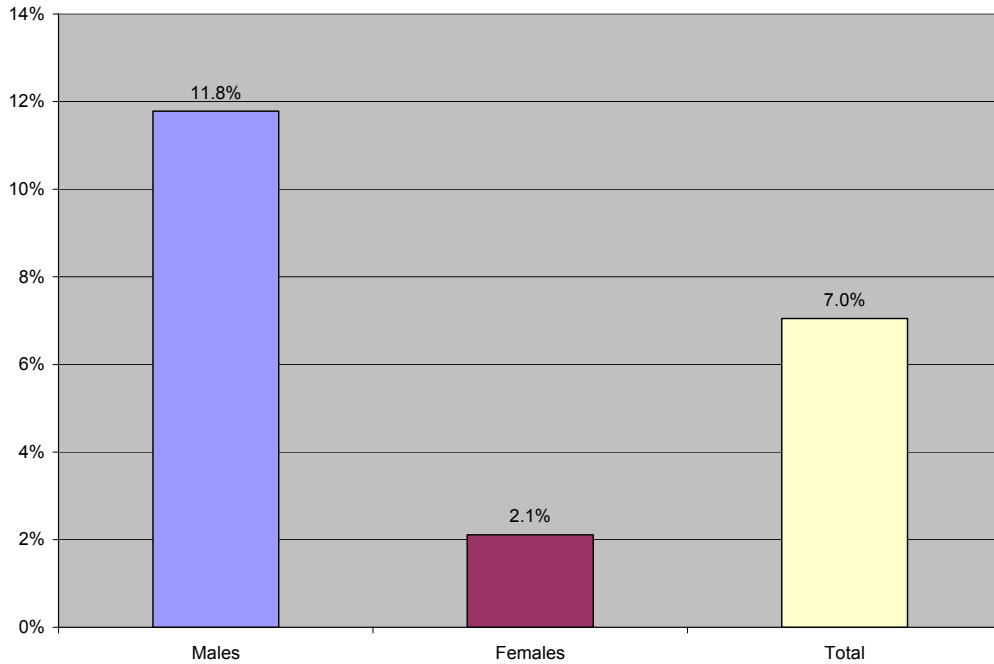


Table 3.3: Estimated number of adolescent Kentuckians who ever used smokeless tobacco by age group and gender (Survey question q33)

Age	Males	Females	Total
12 to 13	1,192	e	1,192
14 to 15	7,009	1,464	8,473
16 to 17	12,430	2,118	14,548
	20,631	3,582	24,213

e = estimate too small to calculate accurately