

6. DSM-IV-TR Criteria

DSM-IV-TR¹ Abuse

Adolescent male Kentuckians were more likely to meet DSM-IV-TR criteria for alcohol abuse than females; however, females were more likely to meet these criteria for drug abuse than males. Figure 6.1 presents the percent of adolescents who meet criteria for substance abuse by gender. Table 6.1 presents the estimated number of adolescent Kentuckians who meet abuse criteria.

Figure 6.1: Substance abuse for adolescent Kentuckians by gender (Survey questions q71-q116)

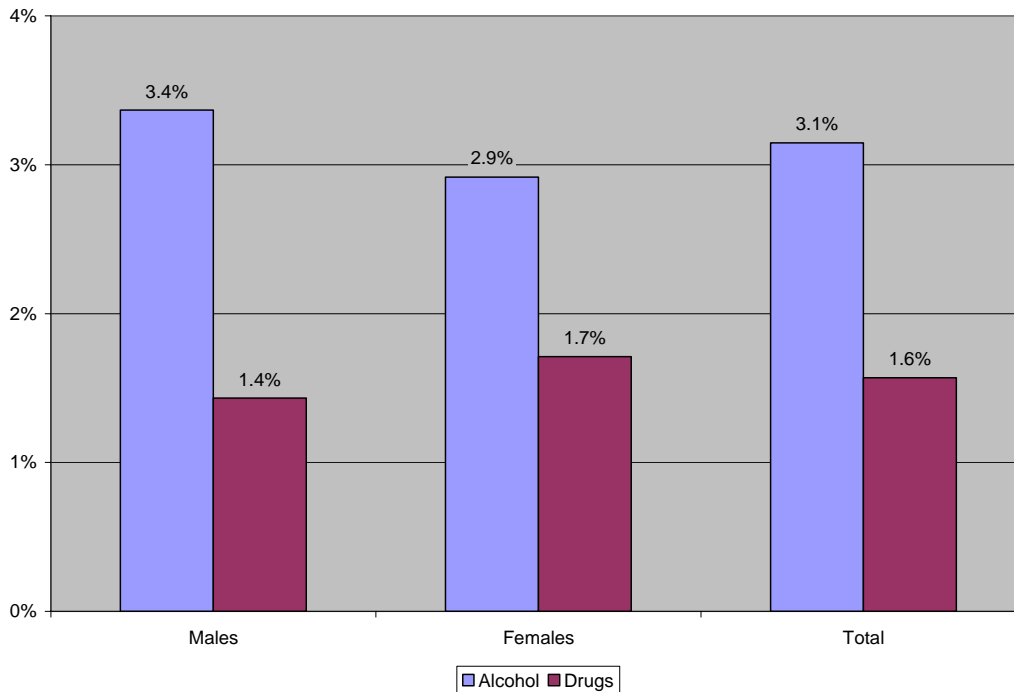


Table 6.1: Estimated number of adolescent Kentuckians who meet abuse criteria by gender (Survey questions q71-q116)

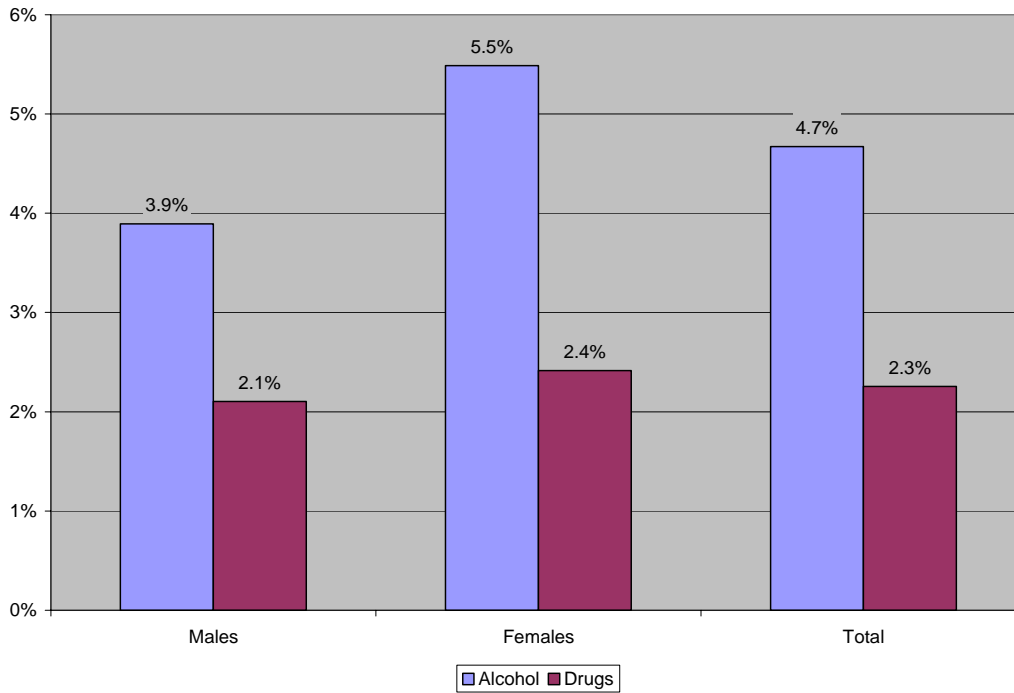
	Males	Females	Total
Alcohol Abuse	5,821	4,915	10,736
Drug Abuse	2,541	2,819	5,360

SECTION SIX: DSM-IV-TR CRITERIA

DSM-IV-TR Dependence*

Adolescent females were more likely to meet three or more DSM-IV-TR criteria for dependence in their lifetime. Figure 6.2 presents the percent of adolescents who ever met three or more dependence criteria. Table 6.2 presents the estimated number of adolescent Kentuckians who ever met three or more dependence criteria.

Figure 6.2: Three or more dependence criteria in their lifetime for adolescent Kentuckians by gender (Survey questions q71-q116)



* The term dependence in this report is not meant to be interpreted as a formal diagnosis. Any person who reported three or more DSM-IV-TR lifetime criteria is included as dependent.

Table 6.2: Estimated number of adolescent Kentuckians who ever met three or more dependence criteria by gender (Survey questions q71-q116)

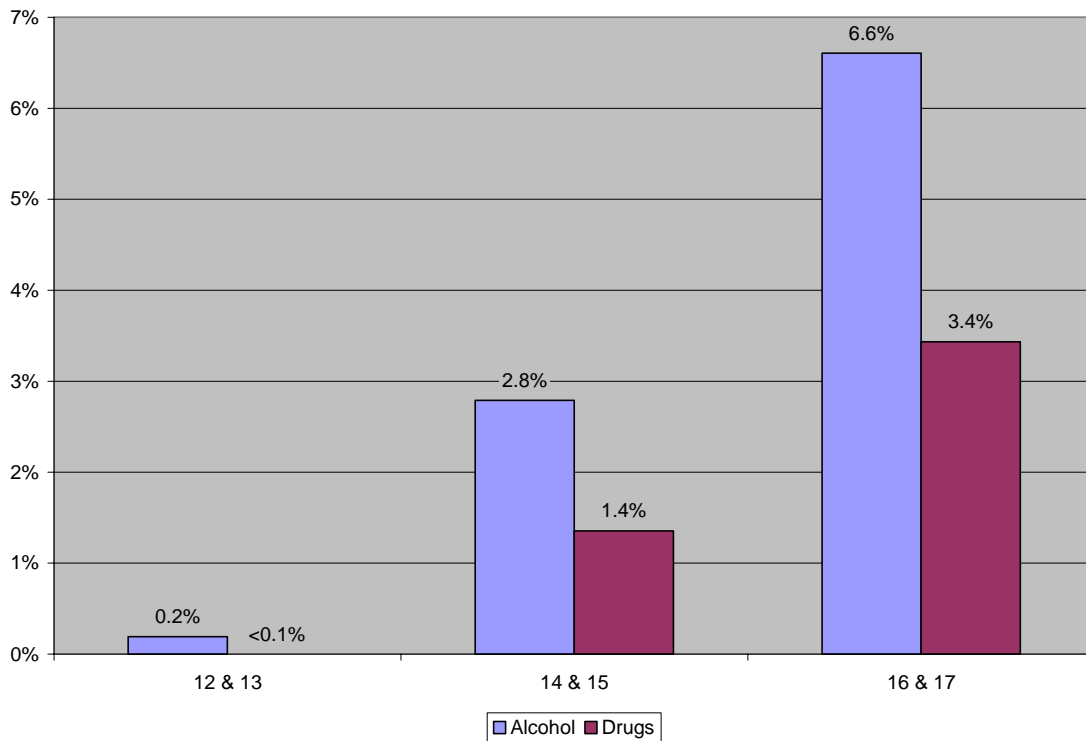
	Males	Females	Total
Alcohol Dependence	6,763	9,153	15,916
Drug Dependence	3,755	4,028	7,783

Note: These are not true clinical diagnoses. It is possible that a person could meet both abuse and dependence criteria.

SECTION SIX: DSM-IV-TR CRITERIA

Older adolescent Kentuckians were more likely to meet DSM-IV-TR criteria for substance abuse or dependence than younger adolescents. Figure 6.3 presents the percent of adolescents who meet substance abuse criteria by age. Figure 6.4 presents the percent of adolescents who ever met three or more substance dependence criteria. Table 6.3 presents the estimated number of adolescent Kentuckians who meet substance abuse and dependence criteria.

Figure 6.3: Substance abuse for adolescent Kentuckians by age (Survey questions q71-q116)



SECTION SIX: DSM-IV-TR CRITERIA

Figure 6.4: Percent of adolescent Kentuckians who ever met three or more dependence* criteria by age (Survey questions q71-q116)

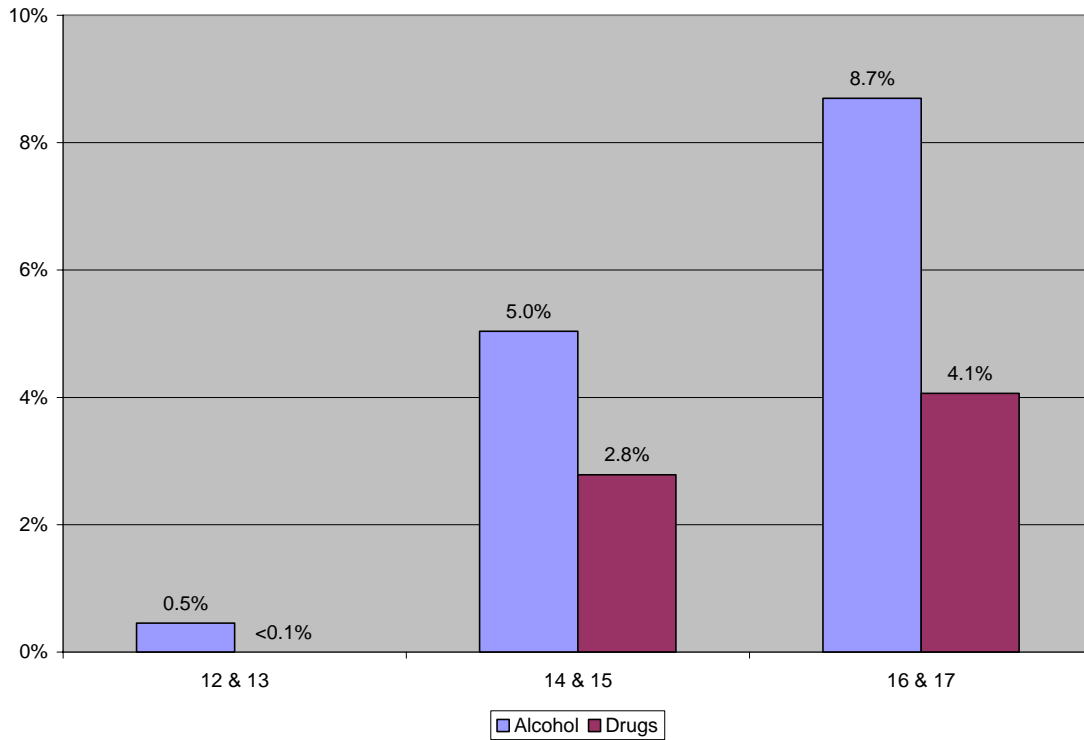


Table 6.3: Estimated number of adolescent Kentuckians who ever met abuse or dependence criteria by age (Survey questions q71-q116)

	12 to 13	14 to 15	16 to 17	Total
Alcohol Abuse	209	3,089	7,438	10,736
Alcohol Dependence	495	5,655	9,766	15,916
Drug Abuse	e	1,550	3,810	5,360
Drug Dependence	e	3,193	4,591	7,784

e = estimate too small to calculate accurately

* The term dependence in this report is not meant to be interpreted as a formal diagnosis. Any person who reported three or more DSM-IV-TR lifetime criteria is included as dependent.