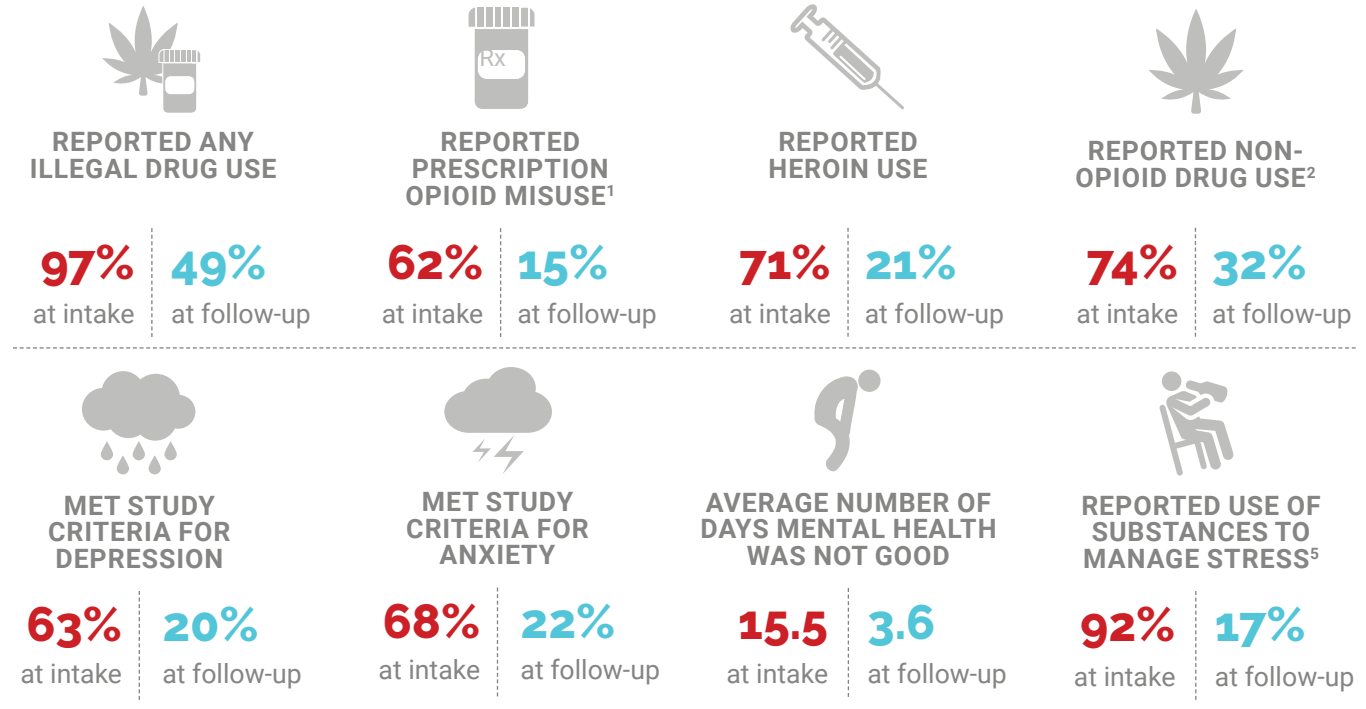


Opioid Treatment Programs Yield Positive Outcomes

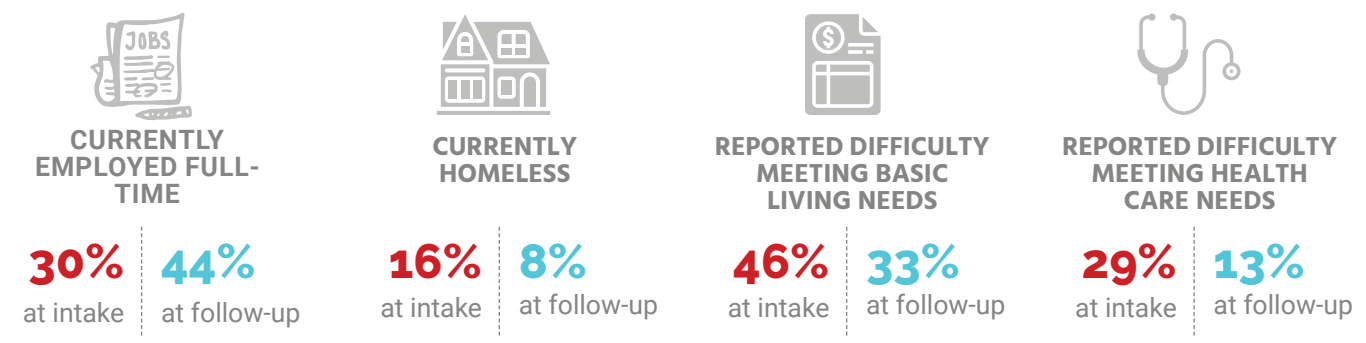
KENTUCKY OPIOID REPLACEMENT TREATMENT PROGRAM OUTCOME STUDY FACT SHEET - 2019

This fact sheet summarizes client outcomes from 17 of Kentucky's OTPs for 243 clients who completed both an intake interview between January 1, 2017 and December 31, 2017 and a six-month follow-up interview targeted between July 1, 2017 and June 30, 2018. Results indicate that clients in Kentucky benefit from OTPs in multiple ways: reductions in their substance use, reductions in mental health problems, improvements in employment status, reductions in criminal justice system involvement and increases in recovery supports.

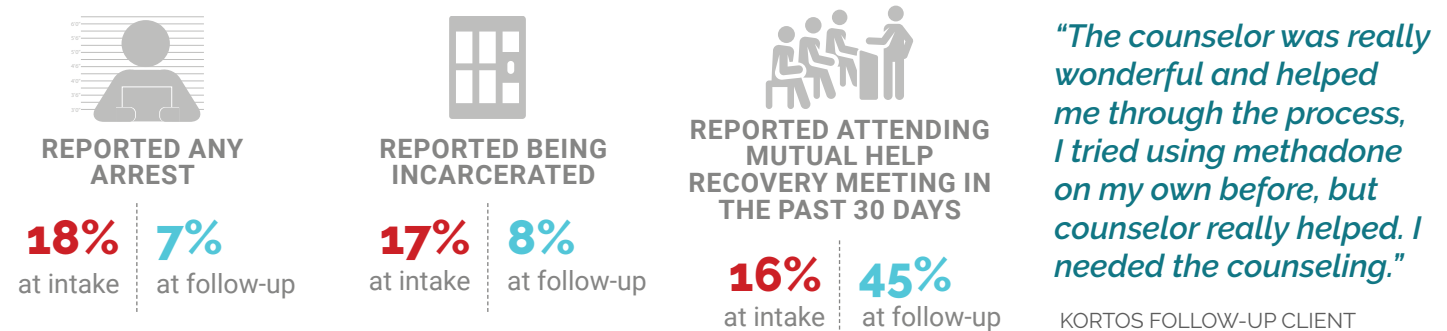
SIGNIFICANT REDUCTIONS IN PAST-6-MONTH Substance Use and Mental Health Problems



SIGNIFICANT IMPROVEMENTS IN PAST-6-MONTH Economic Indicators



SIGNIFICANT IMPROVEMENTS IN PAST-6-MONTH Criminal Justice Involvement and Recovery Supports



¹ Including opioids such as morphine, Percocet, Oxycontin, Lortab.

² Drugs in this category include marijuana, cocaine, amphetamines, tranquilizers, hallucinogens, inhalants, barbiturates, and synthetic drugs like synthetic marijuana or bath salts.

Suggested citation: Logan, TK, Scrivner, A., Cole, J., & Miller, J. (2019). *Kentucky Opioid Replacement Treatment Program Outcome Study 2019 Fact Sheet*. Lexington, KY: University of Kentucky, Center on Drug & Alcohol Research.